




Where children are engaged and motivated,
building the foundations for learning.



New Starter's Welcome Booklet 2023/24



Welcome!

Dear Parents/Carers,

We would like to take this opportunity to welcome you and your child to Woodborough Wood's Foundation C of E (Aided) School.

This booklet has been produced to provide the parents of children entering Class R in September 2023 with as much information as possible.



Our aim is to help each child to develop their full potential in a happy, calm, stimulating and secure environment.

They will engage in lots of fun activities to help them learn numbers and letter sounds, gain knowledge and understanding of the world around them, play and communicate happily with each other and develop both physically and creatively.

We would like to take this opportunity to invite you to our **New Starter's Meeting** on **Thursday 8 June 2022** from **5.00pm – 6.00pm**. This is for parents, not children. At this meeting, we will tell you basic information about what happens in Class R and give you an opportunity to ask questions and see the classroom where your child will be learning.

Included in this pack, you will find a variety of forms to fill in and return to school, along with a handy checklist. You can bring them all to the new entrants meeting. If you are unable to attend this meeting, then please send all forms back to the school office by **Friday 8 July 2022**.

We have also enclosed a little booklet for your child that tells them all about their new school. It would be great if you could find time to share it with them. There are also a few activities for them to do, but they will need your help! This will begin to engage them in their transition to starting school. You will probably have to do some of the writing for them – that's fine! We would love to see anything they have done from these booklets when they make their visits.

We look forward to seeing you at the meeting.

Yours sincerely,

Sophie Mayfield

Class R Teacher



General Information

Address: Woodborough Wood's Foundation C of E (Aided) Primary School,
Lingwood Lane, Woodborough, Nottingham. NG14 6DX

Office Email: office@woodsfoundation.notts.sch.uk

Telephone: 0115 965 2136

Website: www.woodsfoundation.notts.sch.uk

School Day: Morning: 9.00am – 12.00pm

Lunchtime: 12.00pm – 1.00pm

Afternoon: 1.00pm – 3.40pm

Dates for your diary:

Thursday 8 th June 2023	Welcome meeting for parents 5pm - 6pm
Wednesday 28 th June 2023	Stay and Play 9:30am - 11am
Thursday 29 th June 2023	Stay and Play 1:30pm - 3pm
Friday 30 th June 2023	Stay and Play 1:30pm - 3pm
Monday 3 rd July 2023	Transition morning 9:30am - 12pm



Staff



Miss S Mayfield – EYFS Teacher and Lead



Mr A Mcilwaine – Deputy
Headteacher and SENCO




Mr D White – Executive
Headteacher



Miss S Ford – School Business
Manager



Mrs L Foster – Chair of
Governing Body



A Typical Week in Class R

In Class R we aim to encourage your child to become an independent learner. The room is arranged to help them make decisions, co-operate with others and take responsibility for their actions. It is divided into specific working areas, thus encouraging children to work closely together whilst enabling them to develop their social skills. Some activities are available everyday e.g. sand, water, mark making, painting etc. Children are able to revisit these areas and consolidate their learning. Other tasks are set for children to encounter more specific areas of the curriculum.

The children in Class R follow the new 'Early Years Foundation Stage Framework', which was statutory from September 2021. This is divided into three prime areas and four specific areas of learning. The prime areas cover the knowledge and skills which are the foundations for children's school readiness and future progress. These are *Communication and Language*, *Physical Development* and *Personal, Social and Emotional Development*. The specific areas of learning are *Literacy*, *Mathematics*, *Understanding the World* and *Expressive Arts and Design*. These areas are delivered through an integrated approach with the intention of maximising the value of a cross-curricular approach.

Please see below an example of a timetable:

Monday	Tuesday	Wednesday	Thursday	Friday
9:00 - Register + Mark Making	9:00 - Register + Mark Making	9:00 - Register + Mark Making	9:00 - Register + Mark Making	9:00 - Register + Mark Making
9:10 - Phonics New graphemes	9:10 - Phonics HFWs	9:10 - Phonics Phoneme frames	9:10 - Phonics Blending	9:10 - Phonics Buried Treasure
9:40 - Learning Activities (milk and fruit in provision)	9:40 - Learning Activities (milk and fruit in provision)	9:40 - Learning Activities (milk and fruit in provision)	9:40 - Learning Activities (milk and fruit in provision)	9:40 - Learning Activities (milk and fruit in provision)
10:15 - Worship		10:15 - Worship		10:15 - Worship (Shining Star)
10:30 - Break	10:30 - Break	10:30 - Break	10:30 - Break	10:30 - Break
10:45 - Literacy Introducing a text	10:45 - Literacy	10:45 - Literacy	10:45 - Literacy	10:45 - Literacy
11:10 - Learning Activities	11:10 - Learning Activities	11:10 - Learning Activities	11:10 - PE	11:10 - Learning Activities
12:00 - Lunch	12:00 - Lunch	12:00 - Lunch	12:00 - Lunch	12:00 - Lunch
1:00 - Register + Number Formation	1:00 - Register + Number Formation	1:00 - Register + Number Formation	1:00 - Register + Number Formation	1:00 - Register + Number Formation
1:05 - Maths Numbers to 20 and beyond	1:05 - Maths Adding 1 more	1:05 - Maths Adding more than 1	1:05 - Maths Adding a missing value	1:05 - Maths Adding a missing value
1:35 - Learning Activities	1:35 - Learning Activities	1:35 - Learning Activities	1:35 - Learning Activities	1:40 - PE
Break	Break	Break	Break	Break
2:30 - Letter Formation	2:30 - Letter Formation	2:30 - Letter Formation	2:30 - Letter Formation	2:30 - Letter Formation
2:50 - Music	2:50 - Topic	2:50 - RE	2:50 - PSHE	2:50 - Show and Tell Week Reflection with Woody
3:25 Whole Class Story	3:25 Whole Class Story	3:25 Whole Class Story	3:25 Whole Class Story	3:25 Whole Class Story
3:40 - Home Time	3:40 - Home Time	3:40 - Home Time	3:40 - Home Time	3:40 - Home Time



School Uniform

Our school uniform consists of the following:

- Green polo shirt/ white shirt
- Grey/Black skirt/ trousers
- Grey/Black tights or socks
- Green jumper

The full details of the uniform needed, along with the P.E. kit can be found on page 14-16 of the school prospectus. Samples of the uniform will be shared with you at the welcome meeting on **Thursday 8th June**. Please ensure all items of clothing are clearly labelled with your child's name. More information can also be found on our school website: [Uniform - Woodborough Wood's Foundation C of E Primary School \(woodsfoundation.notts.sch.uk\)](http://www.woodsfoundation.notts.sch.uk)

Presently, the items of uniform you require can be ordered from the following suppliers:

<http://www.just-schoolwear.co.uk/shop/Woodborough-Wood-s-Foundation-C-Of-E-Primary-School.html>

Items can be purchased online. Telephone orders can also be placed on 0115 926 1728. Just Schoolwear also have a shop at 12 High Street, Arnold where orders can be collected from. Please see their website for current opening hours.

School Milk

This is now organised by the firm 'Cool Milk at School Ltd'. It is available every day for any parents who wish their child to have it. Your child **must be registered** to ensure they receive their milk. The easiest way to do this is to register online at www.coolmilk.com (also available at the free school meals address, as below).

If your child is eligible for free milk (they are under 5), it will start with the next order placed at the dairy after you have registered them. Free milk will stop the Friday prior to your child's fifth birthday. You will be sent a payment request (from the company) prior to this date should you wish to continue with the milk. If your child is not eligible for free milk (they are over 5), a payment request, along with details of how to pay, will be made to the correspondence address you included in your registration.

As soon as this is processed by the firm, your child will then receive their milk.



The school **does not** register any children for milk, it is your responsibility to do so.



School Lunches

As of September 2014, children in Reception, Year 1 and Year 2 are entitled to free school meals.

Whilst all pupils in these year groups will be provided with a free school meal, it is important that those families who are eligible to receive a free school meal continue to apply to the local authority to ensure that the pupil premium (additional money the school receives) is allocated appropriately. The pupil premium is additional funding given to schools.

Should you require further assistance or have any queries as to whether you are eligible for free school meals/pupil premium, please do not hesitate to contact the office team at: office@woodsfoundation.notts.sch.uk

Further details can be found at this address, <http://www.nottinghamshire.gov.uk/education/school-meals/free-school-meals-and-milk> . If you are unsure or need any further help, please contact the school.

You can also get more details at: <https://www.gov.uk/apply-free-school-meals>



For any child to receive a school dinner, they must have registered for a 'sQuid' account. This is an online payment system for school meals. Although you will **not be charged for any meals**, this is the system used for registering your child for their free meal and is also used each day as a receipting system when your child has had their meal. We will provide you with more information about this at the meeting on **8 June 2023**. If you would prefer your child not to have their free school dinner, then you may send them in with a packed lunch. However, if at any point you decided you would like them to have a dinner, for them to receive one they must be registered with a 'sQuid' account. Also, all school trips are now paid for through this system.



Communication Updates

We would like to take this opportunity to invite you to join our school communications app – Yammer. This is a Microsoft based app that is used to communicate messages between school and home. We would like to invite you to initially join our **Class Reception 2023/24** page, with invitations to the whole school parent page from September. On the Class R page, you are likely to see:

- Photos of the children engaged in our continuous provision
- Star of the week
- Letters and flyers regarding extra-curricular activities
- Information about the upcoming term – e.g., curriculum overview



Medicines During School Hours

Medicines should only be brought to school when essential; that is where it would be detrimental to a child's health if the medicine was not administered during the school or setting 'day'. It can be helpful, where clinically appropriate, if medicines are prescribed in dose frequencies which enable it to be taken outside school hours. Parents could be encouraged to ask the prescriber about this. Should you have any further questions regarding this please contact the admin team.

Holidays

The law states that you do not have the right to take your child out of school for holidays during term time. The Local Authority works with schools to reduce the number of children missing school because of holidays taken in term time and schools can refuse your request.

To take your child on holiday during term time, you must apply for permission in advance in writing using a form available from the school office. Permission for authorised leave of absence may be granted for holidays in exceptional circumstances.



Supporting Your Child at Home

During the time your child spends with you at home, you can help support their learning by encouraging them to take part in a wide range of activities such as:

- **Reading stories together** – this encourages children to become familiar with books and help to nurture an interest and enjoyment of them. This is important when they begin to learn to read.
- **Singing nursery rhymes and other children's songs** – this helps with a sense of rhythm and importantly, rhyme. It also uses the memory, which developmentally is important for reading.
- **Jigsaws** – This helps to make your child aware of patterns, similarities, differences and encourages problem solving. These are all skills which are integral to number and language work.
- **Playing games** – This shows children how to take turns and understand that not everyone can win.



Preparing for School


- If you haven't already, please sign up to our Yammer page so you can be part of our online school community and receive all relevant information.
- Please buy an **embroidered book bag rather than a backpack**, to transport your child's reading books, reading diaries, homework, and letters etc. to and from school.
- Ensure all your child's belonging have been labelled, this is particularly important for items of uniform they are likely to take off – e.g., coats, jumpers, cardigans, shoes. This includes items of PE kit likely to be taken off in the event the children are warm etc.
- Please send your child into school daily with a **water bottle** (again labelled) so they have access to water throughout the day.
- Encourage your child to do the following independently:
 - Dress and undress themselves, including buttons
 - Fasten their shoes and coats, including zips and buttons
 - **Go to the toilet unaided**
 - Wash and dry their hands
 - Use a knife and fork



Below you will find letter and number formation sheets for your child to have a go at prior to their transition days. Please allow them to do this independently, this gives me an idea of where they are working.

We are looking forward to you joining us here at Woods!






a b c d e f g h i

j k l m n o p q r

s t u v w x y z



0 1 2 3 4 5 6 7 8 9 10

1 2 3 4 5 6 7 8 9 10