



## Information about remote education

*What pupils, parents and Carers should expect during periods of school closure.*

## Our vision

At Woodborough Woods, we 'Grow Together' following Jesus' example to 'Love your neighbour as you love yourself' (Matthew 22:37-39) because through love for one another, we can build a strong learning community ensuring that everyone has the opportunity to flourish.

## Remote Learning – Term Time

Dear Parents/Carers,

Woods Foundation Primary School has a plan for home learning in the event of:

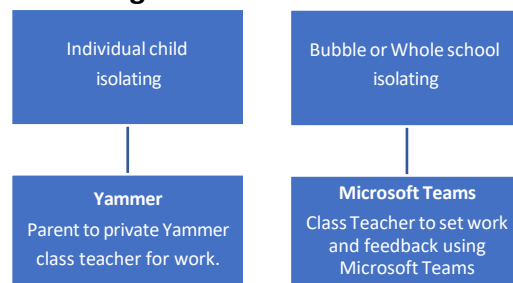
- Pupils needing to self-isolate.
- Class groups / year groups having to self-isolate
- The whole school having to lock down. (close during term time)

In the event of children needing to access learning from home, we will implement a blended learning strategy to minimise disruption for the children and to ensure learning continues.

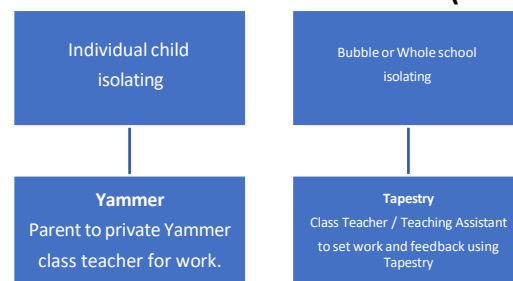
Our blended learning strategy will allow for:

- children to access the school curriculum from their homes
- greater interaction between pupils and staff
- better differentiation of appropriate work
- more assessment opportunities
- staff to check that work has been completed and feedback to the children

### Home Learning Scenario for children in Year 1 – 6



### Home Learning Scenario for children in Foundation (Nursery and Reception)



### Lesson Assignments in Microsoft Teams

**What we will do:**

For children in Y1 to Y6, work will be uploaded in the form of lesson 'Assignments' in Microsoft Teams and will mirror the curriculum that would be delivered in school each day.

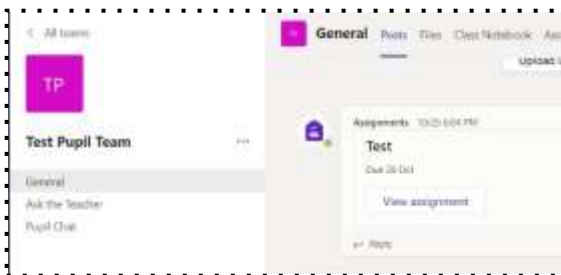
For each lesson assignment, teachers will provide a video/live lessons and additional resources/links as needed. Teachers will upload videos and weblinks so you can easily access the lessons on any device and pause the videos when you need to. Live lessons will be scheduled via our Yammer pages. When the assignment has received feedback from the teacher, it will be returned and the pupil can see the comments.

**What you and your children need to do:**

1. Watch the video posted on Yammer Parent Page about how pupils use Teams Assignments and 'Turn in' their work with attached evidence which can be in the form of photographs, videos, audio files or documents.
2. Access Teams via the web, or download the App. You can use the following link to download the Teams App on your chosen device: <https://teams.microsoft.com/uswe-01/downloads>
3. Sign into Teams using your child's login details – here is a reminder:

Username: XXX

Password: XXX



Each class team contains three channels:

- 'General' – where the assignments and information from the teacher will be posted.
- 'Ask the Teacher' – questions and answers about the work between pupils and staff.
- 'Pupil Chat' – pupils can chat sensibly with their class.

In the event of any form of isolation and loss of learning caused by Coronavirus, the engagement in home learning is compulsory. However, if children themselves are ill then they will not be expected to engage in home learning.

Our curriculum offer for Home Learning assumes that children at home will have access to stationery and a suitable electronic device: (laptop, PC, tablet, ipad or mobile phone) \*if you cannot gather these for your children at home, please get in touch – we may be able to help. For all of us this is a new way of working and I am grateful for your continued support.

Yours sincerely

Duncan White

Executive

Headteacher

## **Remote education provision: information for parents**

This information is intended to provide clarity and transparency to pupils and parents or Carers about what to expect from remote education if local restrictions require entire cohorts (or bubbles) to remain at home.

For details of what to expect where individual pupils are self-isolating, please see the final section of this page.

### **The remote curriculum: what is taught to pupils at home**

A pupil's first day or two of being educated remotely might look different from our standard approach, while we take all necessary actions to prepare for a longer period of remote teaching.

### **What should my child expect from immediate remote education in the first day or two of pupils being sent home?**

Pupils have been given their login details for Microsoft Teams/Tapestry and will have practiced these for their homework activities. In the event of pupils being sent home, they will receive from day 1 their work via Teams. This will be in the form of assignments for the children to complete and return (turn in).

Pupils and parents are well used to this procedure and lessons have been delivered in school to pre-empt any further disruption.

The work provided will link to the curriculum that would have been delivered in school.

All communication will be shared via text messages and our whole school communication system, Yammer.

**Following the first few days of remote education, will my child be taught broadly the same curriculum as they would if they were in school?**

Yes.

We teach the same curriculum remotely as we do in school wherever possible and appropriate. However, we have needed to make some adaptations in some subjects:

In Music, children will be given their login details for Charanga which is online music provision.

In PE, children are encouraged to log into Joe Wick’s sessions, our PE leader will distribute ideas and sessions which can be delivered at home.

We use a blended learning approach for all subjects that we can to ensure those children accessing remote learning are having the same experience as those in school.

**Remote teaching and study time each day**

**How long can I expect work set by the school to take my child each day?**

We expect that remote education (including remote teaching and independent work) will take pupils broadly the following number of hours each day:

Primary school-aged pupils	EYFS - 1 – 3 hours
	Key Stage 1 – 3 hours
	Key Stage 2 – 4 hours

**Accessing remote education**

**How will my child access any online remote education you are providing?**

Children all have their own login details for Microsoft Teams (KS1 & 2) and Tapestry (EYFS) and are able to access from home.

## **If my child does not have digital or online access at home, how will you support them to access remote education?**

We recognise that some pupils may not have suitable online access at home. We take the following approaches to support those pupils to access remote education:

During parents' evenings, weekly conversations and communications we will ask if you need support accessing remote education.

Parents can contact the school, and the school will do the same where the need is identified.

Where appropriate we can

- Lend a laptop or tablet
- Help with routers and dongles
- Provide free data for 90 days
- Provide printed work and arrange delivery
- Arrange for work to be submitted in an alternative way,
- High level ongoing support and help will be given by class teachers, Teaching Assistants or by our Computing leader.

Please contact your child's class teacher for help and support. For further support please contact Mr White.

## **How will my child be taught remotely?**

We use a combination of the following approaches to teach pupils remotely:

Some examples of remote teaching approaches:

- live teaching – Y5/6 deliver live morning meetings. Y3/4 deliver a weekly quiz. Y1/2 and Foundation deliver weekly story time.
- recorded teaching (e.g. Oak National Academy lessons, video/audio recordings made by teachers)
- printed paper packs produced by teachers if requested
- commercially available websites supporting the teaching of specific subjects or areas, including video clips or sequences for example White Rose Maths.
- Live Microsoft TEAMS lessons
- For Foundation aged children we use Tapestry and method of communication as this is age appropriate and allows direct parental feedback. This is well used in normal school learning times.

## **Engagement and feedback**

### **What are your expectations for my child's engagement and the support that we as parents and carers should provide at home?**

All children and families not in school are expected to engage. We will have set routines and expectations of each year group. Engagement will be monitored and families not accessing will receive a weekly welfare call. This can be escalated according to the needs identified to support. Daily feedback of work will be used to monitor.

### **How will you check whether my child is engaging with their work and how will I be informed if there are concerns?**

Teachers respond to work which has been submitted. For those children who have not accessed their learning, class teachers will contact parents / Carers to discuss any concerns.

### **How will you assess my child's work and progress?**

Feedback can take many forms and may not always mean extensive written comments for individual children. For example, whole-class feedback or quizzes marked automatically via digital platforms are also valid and effective methods, amongst many others. Our approach to feeding back on pupil work is as follows:

In this section, please set out briefly:

- Where possible, staff will feedback on any misconceptions for the children to improve.
- Children receive feedback daily on their Teams assignment and tapestry work.
- Staff will create short quizzes at the end of a unit to assess children's knowledge.

## **Additional support for pupils with particular needs**

### **How will you work with me to help my child who needs additional support from adults at home to access remote education?**

We recognise that some pupils, for example some pupils with special educational needs and disabilities (SEND), may not be able to access remote education without support from adults at



home. We acknowledge the difficulties this may place on families, and we will work with parents and carers to support those pupils in the following ways:

In this section, please set out briefly:

- Staff have regular contact with families to support where needed.
- Our SENCO will monitor engagement and will work with families to support on an individual basis.
- Younger children will have daily contact through our systems. Where appropriate, extra provision will be put in place to support the child and family.

## **Remote education for self-isolating pupils**

Where individual pupils need to self-isolate but the majority of their peer group remains in school, how remote education is provided will likely differ from the approach for whole groups. This is due to the challenges of teaching pupils both at home and in school.

### **If my child is not in school because they are self-isolating, how will their remote education differ from the approaches described above?**

If an individual case of self-isolation, children are set work by the class teacher which is sent to parents on Yammer. Teacher to support the family as needed.

